



Holiday Homework
GRADE - III



□ General Instructions-

- 1) Read the instructions given for each subject carefully.**
- 2) Complete & Bring Holiday Homework in a beautifully decorated folder.**
- 3) Homework should be neat, clean & tidy, done on A4 sheet**
.
- 4) Parents are requested to only guide their children while doing the assignment.**
- 5) The originality of the work will be appreciated.**
- 6) Project/ Homework will be assessed based on neatness, creativity, and originality of ideas.**



1. Vocabulary Voyage:

Are you ready to embark on an exciting journey to expand your vocabulary? Look no further than Vocabulary Voyage, an engaging game designed to help you master spelling and enrich your lexicon.

Click on the link below to start your adventure:

<https://www.gamestolearnenglish.com/spelling-bee/>

Challenge yourself with fun and interactive exercises that will not only improve your spelling skills but also broaden your vocabulary. Solve any 10 spelling challenges and send a screenshot of your score in your class shadow group.





1. Creative writing:

Make a short story using the following hints on the A4 sheet.

A boy lost in the jungle finds an old palace sees a door with a big and heavy lock on it..... breaks the lock goes inside sees a magic book..... reads that book a miracle happens takes the book comes back home becomes a rich man.

Give a suitable title to the story. Paste some relevant pictures.



3. Students will either craft a poem and draw a picture centered around a chosen topic, or they may write a short descriptive paragraph, expressing their thoughts and feelings.

Dreams and wishes.

My daily routine

My favourite season

My best day in school

My favourite book

4. Download the **CBSE Reading App** from the Play Store.

Read any 5 stories of your choice in detail.



Solve the quiz after the story and send a screenshot to your class shadow group.



Hindi Holiday Homework



1) कोई भी एक पंचतंत्र की कहानी पढ़कर निम्नलिखित प्रश्नों के उत्तर लिखिए ।

- i. कहानी का नाम लिखिए ।
- ii. कहानी में आए किरदारों के नाम लिखिए और आपको पसंद आए कोई भी एक किरदार की विशेषता लिखिए ।
- iii. कहानी में से 10 नए शब्द लिखकर एवं उनके समानार्थी लिखिए ।
- iv. कहानी को नया शीर्षक दीजिए और क्या सीख मिली यह भी लिखिए ।

II) निम्नलिखित विषयों में से कोई भी एक विषय पर स्वरचित कविता लिखिए और उस कविता को उचित लय-ताल एवं हाव-भाव के साथ एक विडियो बनाकर अपनी हिंदी अध्यापिका को भेजिए ।

*खिलौने की मिठास

*काम-काजी मधुमक्खियाँ

*उड़ चली मेरी पतंग



अथवा

कल्पना लेखन – निम्नलिखित विषयों में से कोई भी एक विषय पर अपनी कल्पनाशक्ती का उपयोग करके 10-12 वाक्य लिखिए ।

क) यदि मैं पक्षी होता...

ख) यदि मैं डोरेमोन होता...

ग) यदि मैं अंतरिक्ष यात्री (ऐस्ट्रनॉट)

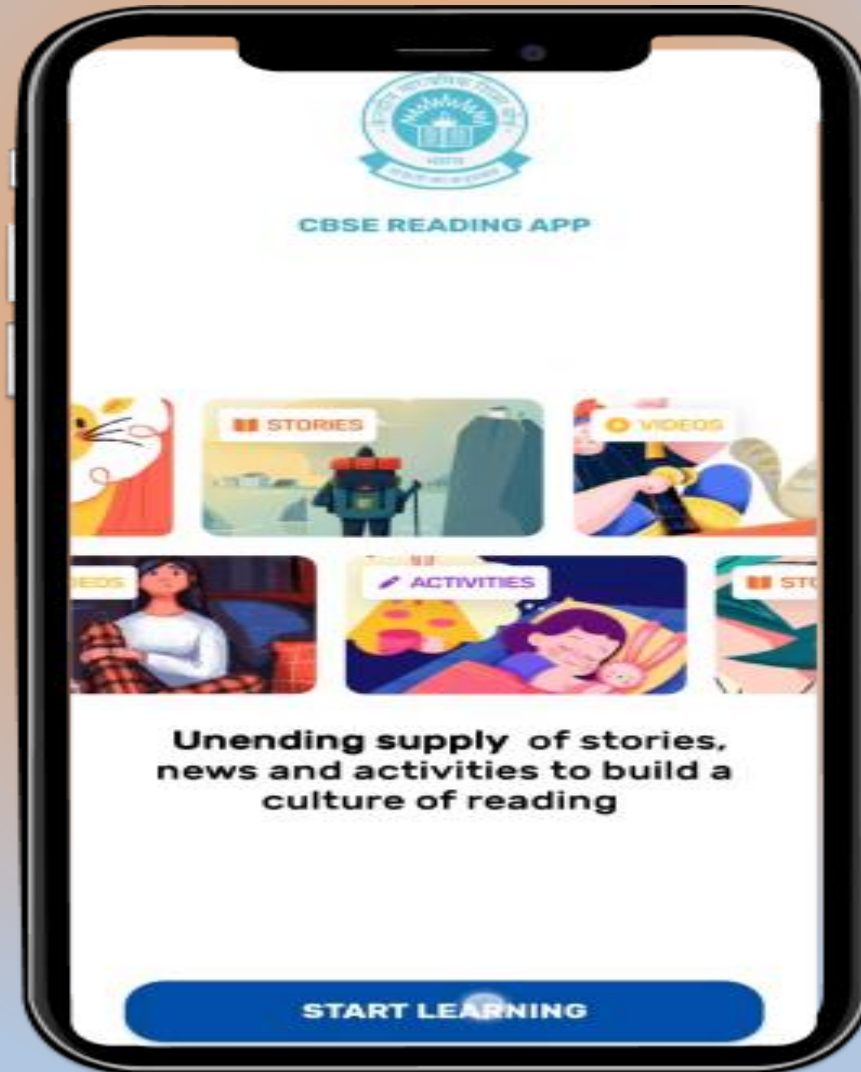
घ) मैं शिक्षक होता / शिक्षिक होती



III) Download the **CBSE Reading App** from the Play Store.

प्रस्तुत कहानियों में से किन्हीं दो कहानियों को पढ़कर निम्नलिखित प्रश्नों के उत्तर लिखिए ।

(Solve the quiz after the story and send a screenshot to your class shadow group.)





EVS Holiday Homework



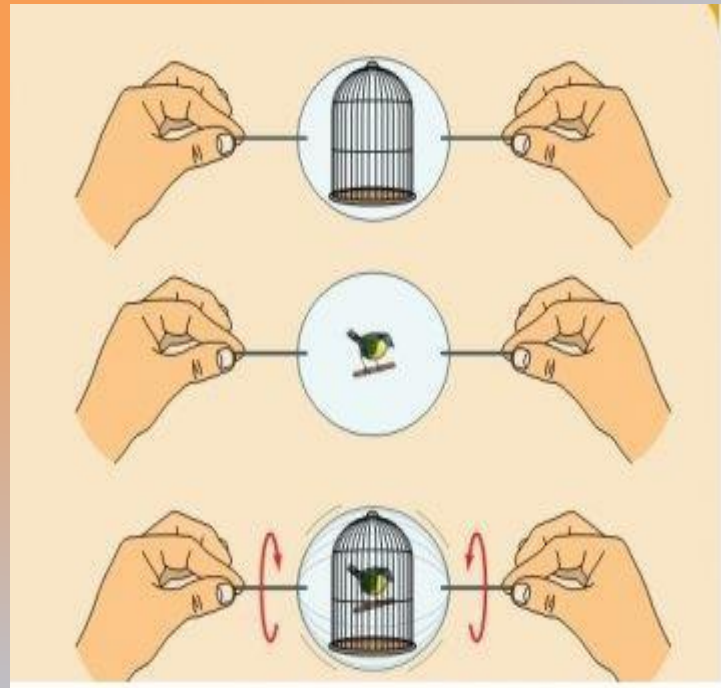
1) Healthy Snack Recipe Book: Students will research and compile a collection of healthy snack recipes using seasonal fruits, vegetables, sprouts, etc. on alternate days. Students will perform experiments with different ingredients and preparation methods to create nutritious and delicious snacks. Include photos, drawings or illustrations from newspapers or magazines of each recipe and mention the nutritional information in a tabular format.



2. Papercraft Illusion Spinner - Students will make a paper craft toy called Illusion Spinner. It is a delightful toy where a bird and a cage are beautifully depicted on either side of a spinning paper top, creating the enchanting illusion of the bird being inside the cage as it rotates. Use your ideas to create more illusions.

Eg. Candle - Glow, Flower - Case, Girl face - Bindi, Mouse- Cage, Rocket - space, etc. Students will explain the workings of the toy by emphasizing optical illusion.

<https://youtu.be/okRff-kyoZ0?feature=shared>



3) "Power Patrol: Electricity Conservation Challenges "

Materials Needed:

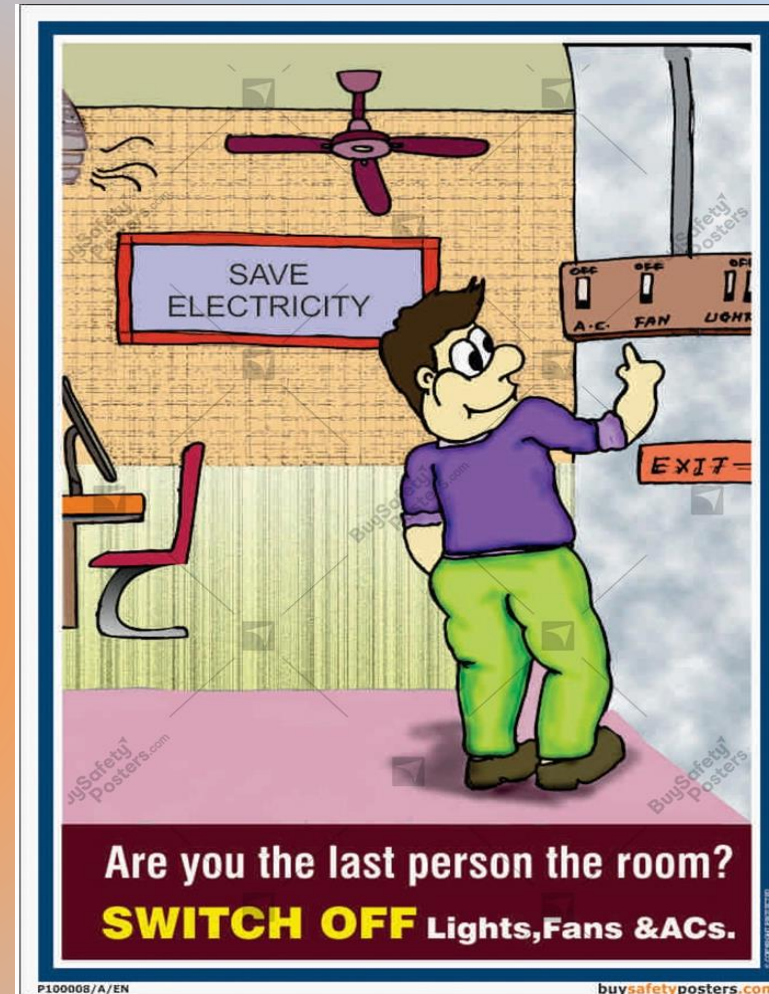
Energy consumption tracking sheets (printed or digital)

Markers, crayons, or colored pencils

Instructions:

Each student makes an energy consumption tracking sheet. This sheet will allow you to record our daily electricity usage at home for one week/month. Note when they turn on lights, appliances, and electronics, and how long they use them each day. Examples _ turning off lights when leaving a room, unplugging chargers when not in use, using energy-efficient light bulbs, and using natural light whenever possible.

*Throughout the week, students will put their energy-saving ideas into action. *Remember to use the tracking sheets to monitor your progress and make adjustments as needed.



P100008/A/EN

buyersafetyposters.com



1) Roman Numeral boxes game

The rule:


This is a two-player game.

Each player takes it in turns to join two dots next to each other, in a straight line -No diagonals allowed.

If a player completes a square, he/she colours the square in and gets the value written inside the square. They then get another go.

As boxes are won the values must be **converted into Hindu-Arabic number and then added together**, you need to keep a running total as you go along.

The winner is the player with the highest score when all the boxes are filled.



Learning Outcomes:

Learners will be able to:

- Understand and identify the given Roman numerals.
- Compare the given roman numerals with Hindu-Arabic numerals.
- Apply the rules of roman numerals to get the values written inside the square.
- Relate roman numerals and Hindu-Arabic numerals in day-to-day life.

2. Gather the electric bills from the previous two months and analyze the figures. Write the numbers in word, expanded, and determine their successor and predecessor. (If you don't have electricity bills, you take a sample bill from Google, you can take bills of others also.

महाराष्ट्र राज्य विद्युत मंडळ
 भीज आकार देयक
 73938

2739 O&M SDN BADNAPUR
 विभाग 42 B.U.2739 DTC: 0044103 01A51
 मी.सी./घटकनॉम-क्रम 7/18-1814-0310/ घोल नं.

मार्क क्रमांक: 519160000933 AG-93
 श्री. एंट-पोस्ट केलीगावहान
 तालुका बदनापूर
 PINGODE: 000008 S-DATE:23/04/2005

उपक. दिनांक 3514
 मसु. दिनांक 03/02/05
 मसु. दिनांक 31/03/05
 मसु. भा. 3.00 HP
 कं. भा. 3.00 HP
 5 संप. 9
 मी. विद्युत संकेत 49
 478.84 HP 22.00

विद्युत प्रकार	दिनांक	मिटर	दिनांक	मिटर	मिटर	मिटर	मिटर	मिटर
UNMETERED	31/12/04		30/09/04					
सर्वात प्राचीन दिनांक	31/12/04							

***** कृषि संजीवनी योजना *****

सप्टे-03 च्या देयकातील मूल धकबाकी	16401.87
व्याज रक्कम रु.	11180.69
विलंबआकार रु.	328.04
मूल धकबाकीच्या 50 % रक्कम	8200.93
एकूण भीज देयक (सप्टे-03 ते जून-04)	3144.00
समायोजित रक्कम	-5.25
कृषि संजीवनी योजनेअंतर्गत धकबाकी मुक्त होण्यासाठी 31/03/05 पर्यंत भरण्याची एकूण रक्कम	11339.68
वरील रक्कम 31/03/2005 पर्यंत भरल्यास कृषि संजीवनी योजने अंतर्गत माफ होणारी रक्कम	19709.66

संजीवनी योजनेत सहभागी न झाल्यास विद्युत पुरवठा खंडीत करण्यात येईल

O&M SDN BADNAPUR मध्ये

मि. रं. 7 र. मं. 11340.00
 मार्क क्रमांक 519160000933 निव्वळ रक्कम 11340.00
 B.U. 2739 AG-93

3. Engage in your holiday homework adventure with an interactive Nearpod experience! Dive into captivating videos on various topics and unleash your curiosity. After watching, embark on a quest to conquer the worksheet challenges tailored to each video's theme. Let your imagination soar as you explore and learn during your break! Access the Nearpod link provided to embark on this thrilling educational journey


https://app.nearpod.com/?pin=8B3E7F7C5EB9F92A66FF5A9C3BA36C93-1&&utm_source=link

<https://pin.it/53W3IPALG>

uncover the mystery of place value

Student Sign In

Sign in quickly with your Nearpod Student Account



Don't have an account? [Join as a Guest](#)



 GifImages.pics

